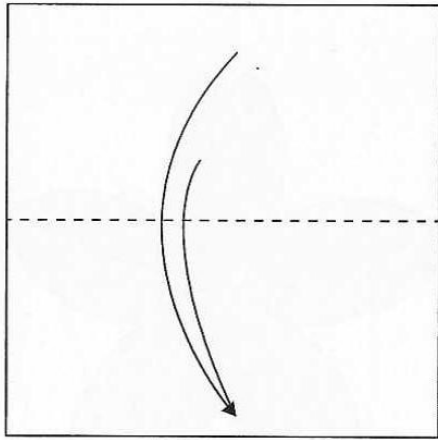




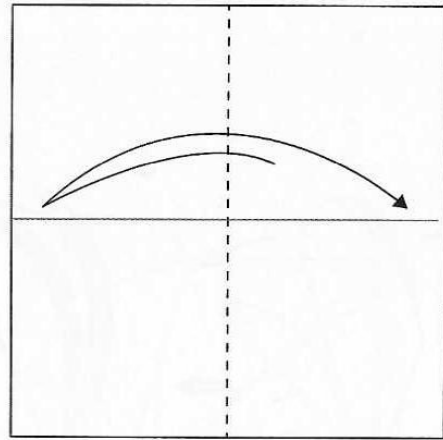
Rose

It only takes a few folds to reveal this elegant rose.
Choose paper with a nice contrast between the front
and back to highlight the heart of your flower.



- 1 -

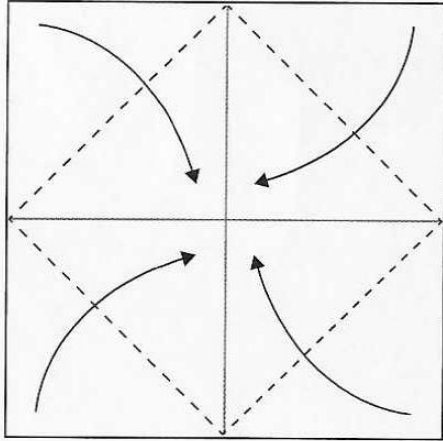
Fold the paper in half and then unfold.



- 2 -

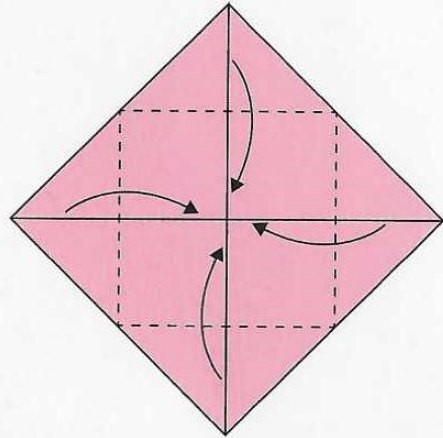
Rotate and repeat.





- 3 -

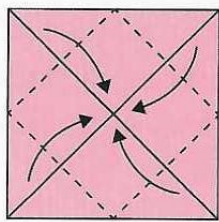
Fold the four corners to the centre.



- 4 -

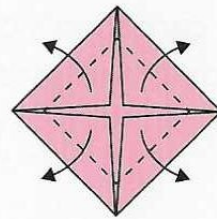
Repeat this step...





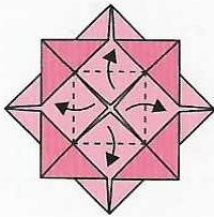
- 5 -

... then for a third time.



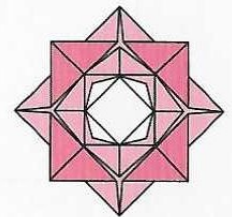
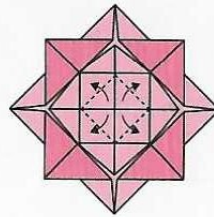
- 6 -

Fold each corner out.



- 7 -

Repeat this step...



- 8 -

... then for a third time to form
the heart of the rose.

